

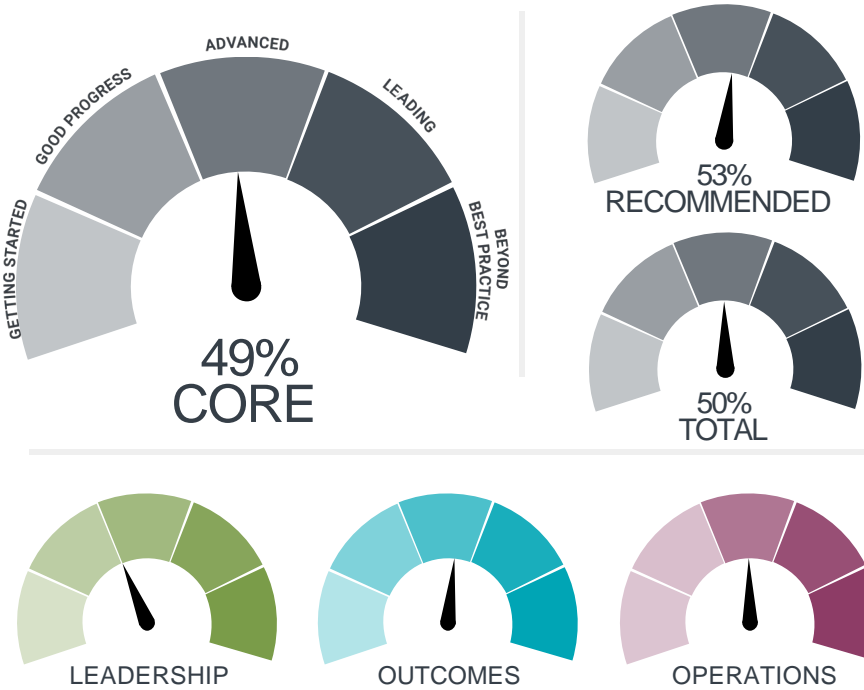
PRIMARY CONTACT
Greg Batts

PRIMARY INDUSTRY SECTOR
Electronics

PACKAGING SUPPLY CHAIN POSITION
Importer / Supplier

REPORTING PERIOD
Calendar Year: 1st Jan - 31st Dec

DASHBOARD



SUMMARY

For the 2021 APCO Annual Report, your organisation has obtained a score of 49% for the core criteria, achieving *Performance Level 3 (Advanced)*. Three out of six recommended criteria were answered. On average, quantitative data was collected with 'Low' accuracy.

INDICATORS

This Performance Summary shows your organisation's performance against the APCO Packaging Sustainability Framework. This document will not be made public by APCO - it is for your internal reporting and APCO record keeping purposes only.

CORE: All core criteria.

RECOMMENDED: All answered recommended criteria.

TOTAL: Sum of all core and answered recommended criteria.

LEADERSHIP, OUTCOMES, OPERATIONS: Core and answered recommended criteria for each category.

CRITERIA SCORES



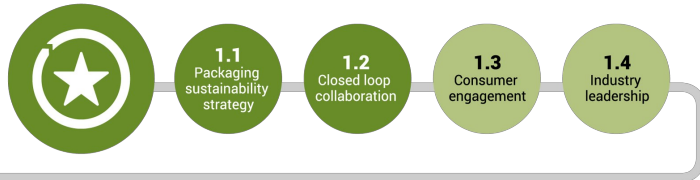
XX Core Criteria

XX Recommended Criteria

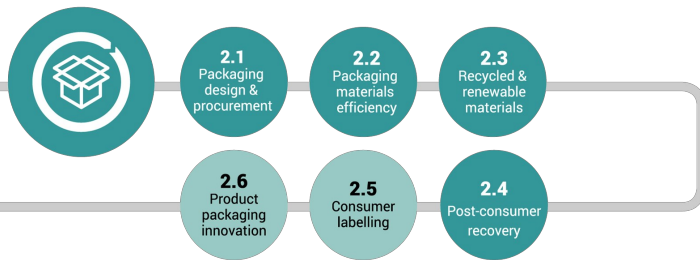
REPORTING FRAMEWORK

OVERVIEW

1. LEADERSHIP



2. OUTCOMES



3. OPERATIONS



xx Core criteria xx Recommended criteria

LEVEL DESCRIPTIONS

LEVEL 0 — NOT YET STARTED

The organisation does not have a plan and has not started investigating options for action under the relevant criteria.

LEVEL 1 — GETTING STARTED

The organisation is developing a plan or is investigating options for action under that criteria (e.g. agreeing on goals and targets).

LEVEL 2 — GOOD PROGRESS

There are documented procedures in place (e.g. to implement the Sustainable Packaging Guidelines) or some progress has been achieved, data tracking shows up to 20% of products have achieved the desired outcome.

LEVEL 3 — ADVANCED

The organisation has specific, measurable targets in place, or data tracking shows that >20% of products have achieved the desired outcome.

LEVEL 4 — LEADING

The organisation has more rigorous procedures in place, or an ambitious target has been met e.g. >50% of products have achieved the desired outcome.

LEVEL 5 — BEYOND BEST PRACTICE

The organisation has more rigorous procedures in place, or an ambitious target has been met e.g. 100% of products have achieved the desired outcome.

ABOUT THE APCO FRAMEWORK

The APCO Packaging Sustainability Framework (the Framework) aims to provide a consistent and transparent framework for assessing and tracking packaging sustainability across organisations. The Framework consists of thirteen independent criteria that belong to three separate categories. These categories are (i) Leadership, (ii) Packaging Outcomes and (iii) Operations. The diagram above shows the different criteria included within each of these three categories.

There are two types of criteria within the Framework:

- **Core criteria** are mandatory and must be answered by all Members when completing the Annual Reporting Tool.
- **Recommended criteria** are not mandatory, but Members are encouraged to complete as many recommended criteria as possible.

Each criteria is divided into five levels of performance ranging from 'getting started' to 'beyond best practice'. The Reporting Tool assigns a performance level to each criteria and overall performance levels / scores based on your organisation's responses. The diagram above illustrates the key differences between performance levels. Please see www.packagingcovenant.org.au for more information.

ABOUT APCO

APCO is a co-regulatory, not for profit organisation that partners with government and industry to reduce the harmful impact of packaging on the Australian environment. APCO promotes sustainable design and recycling initiatives, waste to landfill reduction activities and circular economy projects.

APCO annual reporting is a key Membership activity, providing Member organisations with a transparent method to track their packaging sustainability performance. Annual reporting also supplies APCO with valuable data and information to identify industry trends and advancements.

LEADERSHIP

EXISTING LEVEL

NEXT LEVEL

Criteria 1.1 PACKAGING SUSTAINABILITY STRATEGY

Advanced

A documented process in place for continuous improvement to your overall packaging sustainability strategy.

Leading

Make targets that are specific, measurable and time-based.

Criteria 1.2 CLOSED LOOP COLLABORATION

Getting Started

Your organisation has investigated opportunities for joining or starting a collaborative closed loop initiative.

Good Progress

Join a collaborative initiative to address a shared packaging sustainability problem, or work with others to set one up. Collaboration could be with competitors, peers, local councils, a community group, a university, a recycler etc.

Criteria 1.3 CONSUMER ENGAGEMENT

Not Relevant

Your organisation has indicated that this criteria is not relevant.

Not Relevant

Your organisation has indicated that this criteria is not relevant.

Criteria 1.4 INDUSTRY LEADERSHIP

Not Relevant

Your organisation has indicated that this criteria is not relevant.

Not Relevant

Your organisation has indicated that this criteria is not relevant.

OUTCOMES

Criteria 2.1 PACKAGING DESIGN AND PROCUREMENT

Good Progress

Your organisation has data that allows you to monitor the percentage of your products that have had their packaging designed or reviewed with reference to the Sustainable Packaging Guidelines (SPG) or equivalent. Up to 20% of products have had their packaging designed or reviewed using this process.

Advanced

Continue to design or review your packaging with reference to the Sustainable Packaging Guidelines (SPG) or equivalent. Aim to review the packaging for at least 20% of your products.

OUTCOMES

EXISTING LEVEL

NEXT LEVEL

Criteria 2.2 PACKAGING MATERIAL EFFICIENCY

Advanced

Your organisation has data showing that more than 20% of products have had their packaging weight reduced or optimised for material efficiency.

Leading

Continue to collect data and monitor progress towards material efficiency. Aim to have data showing more than 50% of products have had their packaging weight reduced or optimised for material efficiency.

Criteria 2.3 RECYCLED AND RENEWABLE MATERIALS

Leading

Your organisation has data showing that more than 50% of products have packaging that incorporates recycled or renewable content or has been optimised for recycled and renewable content.

Beyond Best Practice

Continue to collect data and monitor progress. Aim to have data showing all of products have optimised the renewable and/or recycled content of packaging

Criteria 2.4 POST-CONSUMER RECOVERY

Advanced

Your organisation has data showing that more than 20% of products have primary packaging that can be recovered through existing post-consumer recovery systems.

Leading

Continue to collect data and monitor the recoverability of packaging. Aim to have data showing that more than 50% of products have primary packaging that can be recovered through existing post-consumer recovery systems, and that these recovery systems achieve the highest potential environmental value.

Criteria 2.5 CONSUMER LABELLING

Good Progress

Your organisation has data showing that up to 20% of products have packaging that is labelled for disposal or recovery.

Advanced

Look for opportunities to add disposal/recycling labels to more packaging or to make labels more specific or easier to follow. Aim to have data showing that more than 20% of products have packaging with this type of label.

Criteria 2.6 PRODUCT-PACKAGING INNOVATION

Good Progress

Your organisation has data showing the percentage of your product-packaging systems that have been evaluated using Life Cycle Assessment (LCA) or similar to identify any remaining opportunities for innovation. Up to 20% of product-packaging systems have been evaluated, and packaging outcomes have been optimised.

Advanced

Continue to evaluate product-packaging systems. Aim to have data showing that more than 20% of product-packaging systems have been evaluated using Life Cycle Assessment (LCA) or similar, and packaging outcomes have been optimised.

OPERATIONS

EXISTING LEVEL

NEXT LEVEL

Criteria 3.1 BUSINESS TO BUSINESS PACKAGING

Getting Started

Your organisation has developed a plan or is investigating opportunities to reduce the amount of single-use business-to-business (B2B) packaging you use internally or send to business customers.

Good Progress

Establish a database to track your business-to-business (B2B) packaging. Aim to have data showing up to a 20% reduction in consumption of single-use B2B packaging, or that up to 20% of B2B packaging has been optimised for efficiency and reuse.

Criteria 3.2 ON-SITE WASTE DIVERSION

Not Relevant

Your organisation has indicated that this criteria is not relevant.

Not Relevant

Your organisation has indicated that this criteria is not relevant.

Criteria 3.3 SUPPLY CHAIN INFLUENCE

Leading

Your organisation is engaging its supply chain by: (1) Communicating goals and guidelines. (2) Providing support to suppliers to improve their understanding of your goals and strategies. (3) Evaluating risks and opportunities for influence. (4) Monitoring supplier compliance with packaging sustainability.

Beyond Best Practice

Look for opportunities to engage suppliers by: (1) Collaborating with key suppliers to share knowledge.

NEXT STEPS

This Performance Summary shows your organisation's performance against the APCO Packaging Sustainability Framework. The scores have been calculated by the Annual Reporting Tool based on the responses you provided. A full explanation is available on the the Annual Reporting Tool website under the Information section. See www.australianpackagingassessment.com.au.

Complementary to this Performance Summary, two additional reports will be produced:

ANNUAL REPORT AND ACTION PLAN: This will be your public facing document, combining your organisation's annual reporting results and new action plan targets to document progress towards the APCO Packaging Sustainability Framework criteria.

BENCHMARKING REPORT: This is a tailored report that will be made available when all APCO Members have submitted their annual reports. The Benchmarking Report will enable you to compare your organisation's performance against other APCO Members.

DISCLAIMER

The copyright owners of this report are The Australian Packaging Covenant Organisation (APCO) and the University of Technology Sydney (UTS). The data contained within this report is owned exclusively by APCO. This report (including all text, images and attachments) has been prepared for the exclusive use and benefit of the copyright holders and each addressee(s) only. The copyright owners give their consent and grant a limited licence to each addressee(s) for the use of this report, in its entirety, to be reproduced, distributed and communicated to third parties or made public at the discretion of the addressee(s). All other rights are strictly reserved. The addressee(s) is not permitted to reproduce, distribute or communicate separate subsections, images or individual pages of this report. The report can only be reproduced, distributed or communicated in full. The information contained in this report does not constitute investment or business advice and addressee(s) should not rely on the information for such purposes. All addressee(s) should obtain their own independent advice before making any financial decisions based on the information included in this report. 2017 -2021 ©.

Suite 1102, Level 11, 55 Clarence Street, Sydney, NSW, 2000 ☎ (02) 8381 3700 ✉ apco@packagingcovenant.org.au