

## Kodak Alaris Australia Pty Ltd

PRIMARY INDUSTRY SECTOR  
Electronics

PACKAGING SUPPLY CHAIN POSITION  
Importer / Supplier

TURNOVER  
Small [up to \$50 million]

ABN  
26164376881

### INTRODUCTION

For the 2019 APCO Annual Report, your organisation has obtained the following scores:

**Core criteria:** 43%, Performance Level 3 - **Advanced**

**Recommended criteria:** 30%, Performance Level 2 - **Good Progress** (based on 2 of 6 recommended criteria attempted by your organisation).

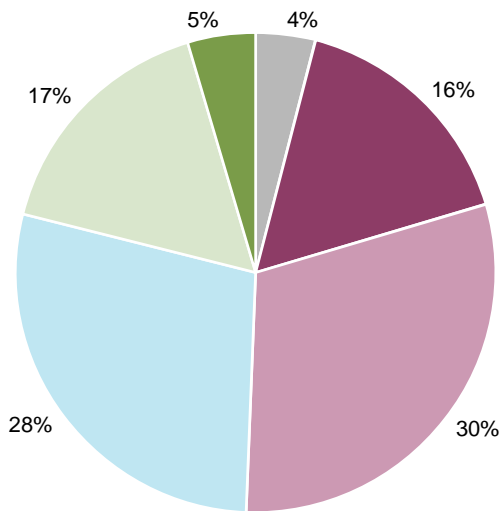
This report is generated from the results of APCO Members who submitted their 2019 APCO Annual Report by 3rd July 2019. This allows you to benchmark your performance against fellow APCO Members, including by your industry sector, supply chain position and turnover bracket. For your organisation's detailed individual results, please refer to your 2019 *Performance Summary*.

### OVERALL CORE AND RECOMMENDED RESULTS

The pie charts below illustrate how your organisation performed in comparison to **all Brand Owner APCO Members**. For the 2019 APCO Annual Report, the total average score for core criteria was 39%.

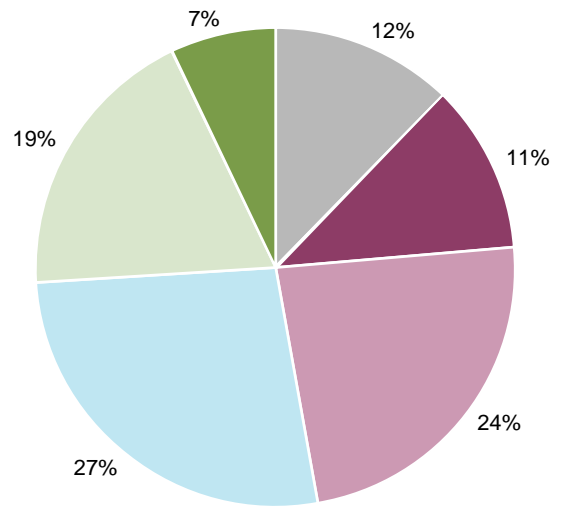
**Performance Levels:** Not yet started (=0%), Getting started (1% to 20%), Good progress (21% to 40%), Advanced (41% to 60%), Leading (61% to 80%), Beyond best practice (81% to 100%).

#### CORE



Your Performance Level: ■

#### RECOMMENDED



Your Performance Level: ■

#### Legend - Performance Levels

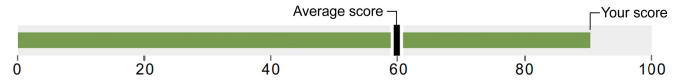
- |  |  |   |  |
|--|--|---|--|
| <span style="color: #A0A0A0;">■</span> Not attempted | <span style="color: #808080;">■</span> Not yet started | <span style="color: #800040;">■</span> Getting started      | <span style="color: #C06090;">■</span> Good progress |
| <span style="color: #00AEEF;">■</span> Advanced      | <span style="color: #90D090;">■</span> Leading         | <span style="color: #008040;">■</span> Beyond best practice |  |



## Kodak Alaris Australia Pty Ltd

### RESULTS BY CRITERIA

The information detailed below has been gathered from the results achieved by all Brand Owner APCO Members.



### LEADERSHIP

#### 1.1 Packaging Sustainability Strategy (Core)

In 2019, the average score was 50%. Your organisation scored 40%.



#### 1.2 Closed-Loop Collaboration (Core)

In 2019, the average score was 33%. Your organisation scored 20%.




#### 1.3 Consumer Engagement (Recommended)

In 2019, the average score was 23%. Your organisation scored 0%.



#### 1.4 Industry Leadership (Recommended)

In 2019, the average score was 22%. Your organisation scored 0%.



### OUTCOMES


#### 2.1 Packaging Design & Procurement (Core)

In 2019, the average score was 37%. Your organisation scored 40%.



#### 2.2 Packaging Materials Efficiency (Core)

In 2019, the average score was 41%. Your organisation scored 40%.




#### 2.3 Recycled & Renewable Materials (Core)

In 2019, the average score was 51%. Your organisation scored 40%.




#### 2.4 Post-consumer Recovery (Core)

In 2019, the average score was 43%. Your organisation scored 80%.




#### 2.5 Consumer Labelling (Recommended)

In 2019, the average score was 37%. Your organisation scored 20%.



#### 2.6 Product-packaging Innovation (Recommended)

In 2019, the average score was 14%. Your organisation scored 0%.



## Kodak Alaris Australia Pty Ltd

### OPERATIONS

#### 3.1 Business-to-Business Packaging (Core)

In 2019, the average score was 21%. Your organisation scored 40%.



#### 3.2 On-site Waste Diversion (Recommended)

In 2019, the average score was 31%. Your organisation scored 0%.



#### 3.3 Supply Chain Influence (Recommended)

In 2019, the average score was 30%. Your organisation scored 40%.



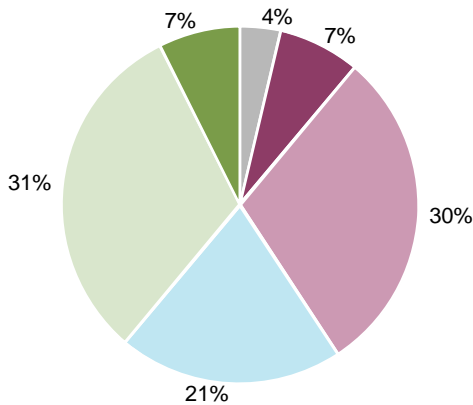
### RESULTS BY SECTOR

The pie charts below illustrate how your organisation performed in comparison to fellow APCO Members in your recorded industry sector, supply chain position and turnover bracket.

#### INDUSTRY

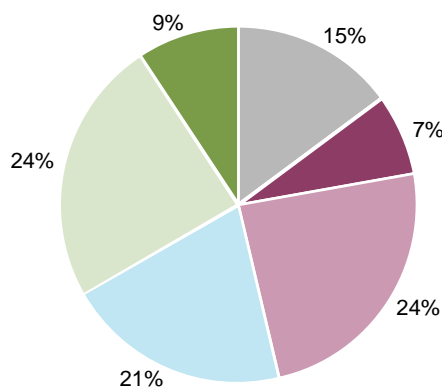
The pie charts below illustrate how your organisation performed in comparison to fellow APCO Members in the **Electronics** sector.

#### CORE



Your Performance Level: ■

#### RECOMMENDED



Your Performance Level: ■

#### Legend - Performance Levels

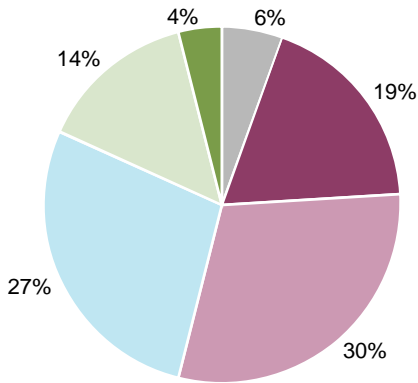
- Not attempted
- Not yet started
- Getting started
- Good progress
- Advanced
- Leading
- Beyond best practice

## Kodak Alaris Australia Pty Ltd

### SUPPLY CHAIN

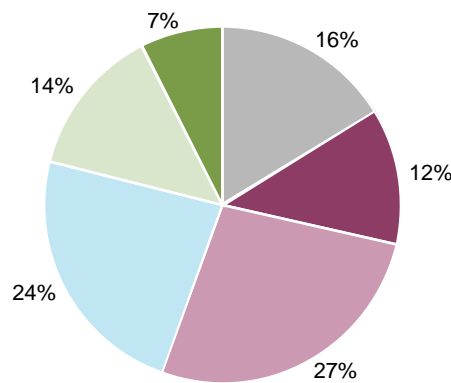
The pie charts below illustrate how your organisation performed in comparison to fellow APCO Members in the **Importer / Supplier** supply chain position.

#### CORE



Your Performance Level: ■

#### RECOMMENDED



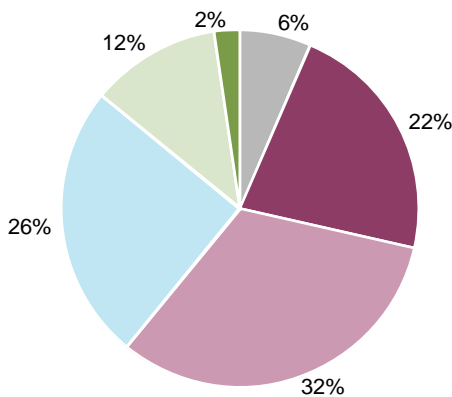
Your Performance Level: ■



### TURNOVER

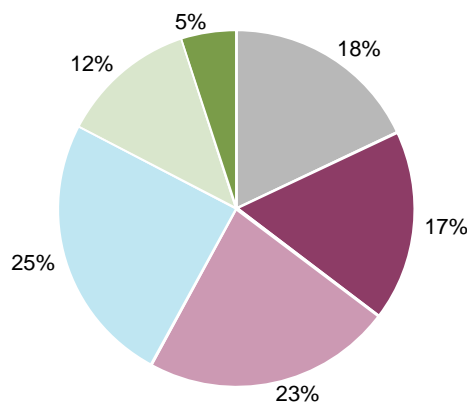
The pie charts below illustrate how your organisation performed in comparison to fellow APCO Members in the **Small [up to \$50 million]** turnover bracket.

#### CORE



Your Performance Level: ■

#### RECOMMENDED



Your Performance Level: ■



### DISCLAIMER

The copyright owners of this report are The Australian Packaging Covenant Organisation (APCO) and the University of Technology Sydney (UTS). The data contained within this report is owned exclusively by APCO. This report (including all text, images and attachments) has been prepared for the exclusive use and benefit of the copyright holders and each addressee(s) only. The copyright owners give their consent and grant a limited licence to each addressee(s) for the use of this report, in its entirety, to be reproduced, distributed and communicated to third parties or made public at the discretion of the addressee(s). All other rights are strictly reserved. The addressee(s) is not permitted to reproduce, distribute or communicate separate subsections, images or individual pages of this report. The report can only be reproduced, distributed or communicated in full. The information contained in this report does not constitute investment or business advice and addressee(s) should not rely on the information for such purposes. All addressee(s) should obtain their own independent advice before making any financial decisions based on the information included in this report. 2017-2019 ©.

Suite 1102, Level 11, 55 Clarence Street, Sydney, NSW, 2000 ☎ (02) 8381 3700 ✉ apco@packagingcovenant.org.au